

Vision®开孔式产品 301/302/303/304

1.0 产品描述

1.1 规格

- DN50×25-DN200×100/2×1"-8×4"

1.2 管道

- SCH10, SCH40碳钢管, 用于其他材质与壁厚的管道, 请咨询上海威逊。

1.3 最大工作压力

- 全真空至2.5Mpa(25bar)
- 工作压力取决于管道材质, 壁厚和管道规格

1.4 功能

- 在主管上直接开孔连接支管



2 认证



3 部件材质

3.1 外壳: 球墨铸铁满足 GB/T 1348, 牌号QT450-12

3.2 表面涂层 (确定选项)

- 橘红色 环氧树脂
- 热镀锌

3.3 密封圈:

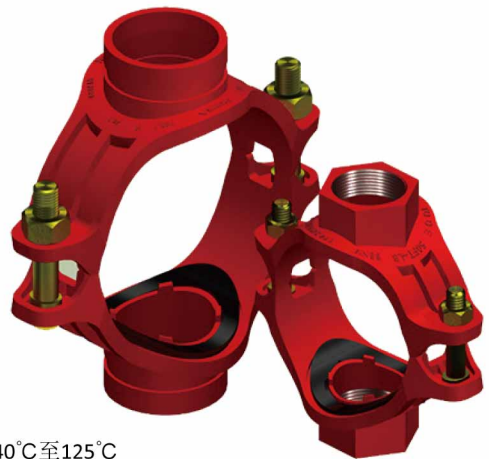
- EPDM (三元乙丙): 适用于冷水、热水、弱酸、无油空气, 适用温度-40°C至125°C
- 更多密封圈材质, 请咨询上海威逊

3.4 螺栓

- 碳钢高强度螺栓, 电镀锌
- GB/T3098.1, 9.8级

3.5 螺母

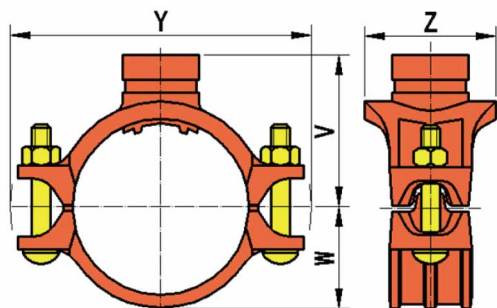
- 碳钢高强度螺母, 电镀锌
- GB/T3098.2, 8级



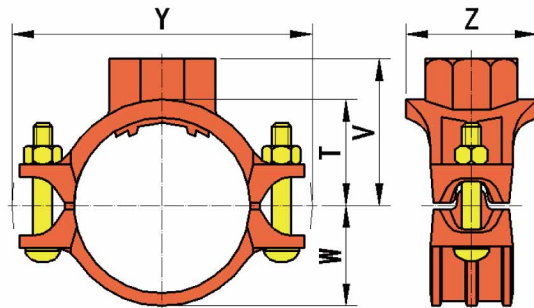
Vision®开孔式产品

301/302/303/304

4 尺寸



301型



302型

外径	工作压力	开孔直径	W	Y	Z	V	螺栓	约重
mm	MPa	mm	mm	mm	mm	mm	mm	kg
60.3x42.4	2.5	44.5	36	139	75	67	M12x60	1.1
60.3x48.3	2.5	44.5	36	139	83	68	M12x60	1.2
76.1x42.4	2.5	44.5	45	156	75	76	M12x75	1.2
76.1x48.3	2.5	50.8	45	156	83	76	M12x75	1.3
88.9x42.4	2.5	44.5	51	166	75	82	M12x75	1.3
88.9x48.3	2.5	50.8	51	166	83	82	M12x75	1.4
108.0x42.4	2.5	44.5	61	185	75	93	M12x75	1.5
108.0x48.3	2.5	50.8	61	185	83	93	M12x75	1.6
108.0x60.3	2.5	63.5	61	185	95	93	M12x75	1.7
108.0x76.1	2.5	69.9	61	185	102	94	M12x75	1.9
114.3x42.4	2.5	44.5	64	191	75	96	M12x75	1.5
114.3x48.3	2.5	50.8	64	191	83	96	M12x75	1.6
114.3x60.3	2.5	63.5	64	191	95	96	M12x75	1.7
114.3x76.1	2.5	69.9	64	191	102	97	M12x75	1.9
133.0x42.4	2.5	44.5	74	228	75	107	M16x90	2.0
133.0x48.3	2.5	50.8	74	228	83	107	M16x90	2.1
133.0x60.3	2.5	63.5	74	228	95	107	M16x90	2.3
133.0x76.1	2.5	69.9	74	228	102	107	M16x90	2.5
133.0x88.9	2.5	88.9	74	228	122	107	M16x90	2.7
139.7x42.4	2.5	44.5	78	234	75	110	M16x90	2.1
139.7x48.3	2.5	50.8	78	234	83	110	M16x90	2.2
139.7x60.3	2.5	63.5	78	234	95	110	M16x90	2.4
139.7x76.1	2.5	69.9	78	234	102	110	M16x90	2.7
139.7x88.9	2.5	88.9	78	234	122	110	M16x90	2.9
159.0x42.4	2.5	44.5	88	253	75	121	M16x90	2.3
159.0x48.3	2.5	50.8	88	253	83	121	M16x90	2.4
159.0x60.3	2.5	63.5	88	253	95	121	M16x90	2.5
159.0x76.1	2.5	69.9	88	253	102	121	M16x90	2.8
159.0x88.9	2.5	88.9	88	253	122	121	M16x90	3.1
159.0x108.0	2.5	114.3	88	253	144	123	M16x90	3.1
165.1x42.4	2.5	44.5	91	258	75	124	M16x90	2.3
165.1x48.3	2.5	50.8	91	258	83	124	M16x90	2.4
165.1x60.3	2.5	63.5	91	258	95	124	M16x90	2.6
165.1x76.1	2.5	69.9	91	258	102	124	M16x90	2.9
165.1x88.9	2.5	88.9	91	258	122	124	M16x90	3.2
165.1x108.0	2.5	114.3	91	258	146	126	M16x90	3.3
168.3x42.4	2.5	44.5	93	261	75	126	M16x90	2.4
168.3x48.3	2.5	50.8	93	261	83	126	M16x90	2.5
168.3x60.3	2.5	63.5	93	261	95	126	M16x90	2.7
168.3x76.1	2.5	69.9	93	261	102	126	M16x90	3.0
168.3x88.9	2.5	88.9	93	261	122	126	M16x90	3.3
168.3x114.3	2.5	114.3	93	261	146	128	M16x90	3.4
219.1x42.4	2.5	44.5	120	330	75	152	M20x100	3.6
219.1x48.3	2.5	50.8	120	330	83	152	M20x100	3.8
219.1x60.3	2.5	63.5	120	330	95	152	M20x100	4.0
219.1x76.1	2.5	69.9	120	330	102	152	M20x100	4.2
219.1x88.9	2.5	88.9	120	330	122	152	M20x100	4.4
219.1x108.0	2.5	114.3	120	330	144	154	M20x100	4.8
219.1x114.3	2.5	114.3	120	330	144	154	M20x100	4.8



Vision®开孔式产品

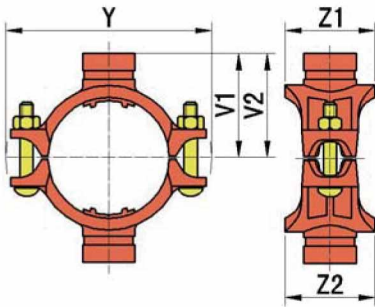
301/302/303/304

外径	工作压力	开孔直径	W	Y	Z	T	V	螺栓	约重
mm	MPa	mm	mm	mm	mm	mm	mm	mm	kg
60.3x33.7	2.5	38.1	36	139	69	44	63	M12x60	1.0
60.3x42.4	2.5	44.5	36	139	75	46	67	M12x60	1.1
60.3x48.3	2.5	44.5	36	139	83	46	67	M12x60	1.2
76.1x33.7	2.5	38.1	45	156	69	47	66	M12x75	1.1
76.1x42.4	2.5	44.5	45	156	75	48	69	M12x75	1.2
76.1x48.3	2.5	50.8	45	156	83	48	69	M12x75	1.3
88.9x33.7	2.5	38.1	51	166	69	54	73	M12x75	1.2
88.9x42.4	2.5	44.5	51	166	75	54	75	M12x75	1.3
88.9x48.3	2.5	50.8	51	166	83	54	75	M12x75	1.4
108.0x33.7	2.5	38.1	61	185	69	69	88	M12x75	1.4
108.0x42.4	2.5	44.5	61	185	75	69	90	M12x75	1.5
108.0x48.3	2.5	50.8	61	185	83	69	90	M12x75	1.6
108.0x60.3	2.5	63.5	61	185	95	65	90	M12x75	1.8
108.0x76.1	2.5	69.9	61	185	102	64	94	M12x75	2.1
114.3x33.7	2.5	38.1	64	191	69	68	87	M12x75	1.5
114.3x42.4	2.5	44.5	64	191	75	68	89	M12x75	1.6
114.3x48.3	2.5	50.8	64	191	83	68	89	M12x75	1.7
114.3x60.3	2.5	63.5	64	191	95	68	93	M12x75	1.9
114.3x76.1	2.5	69.9	64	191	102	67	97	M12x75	2.1
133.0x33.7	2.5	38.1	74	228	69	81	100	M16x90	1.8
133.0x42.4	2.5	44.5	74	228	75	82	103	M16x90	2.1
133.0x48.3	2.5	50.8	74	228	83	82	103	M16x90	2.1
133.0x60.3	2.5	63.5	74	228	95	81	107	M16x90	2.3
133.0x76.1	2.5	69.9	74	228	102	83	113	M16x90	2.8
133.0x88.9	2.5	88.9	74	228	122	84	117	M16x90	3.1
139.7x33.7	2.5	38.1	78	234	69	84	103	M16x90	2.1
139.7x42.4	2.5	44.5	78	234	75	87	108	M16x90	2.2
139.7x48.3	2.5	50.8	78	234	83	87	108	M16x90	2.3
139.7x60.3	2.5	63.5	78	234	95	84	110	M16x90	2.5
139.7x76.1	2.5	69.9	78	234	102	85	115	M16x90	2.9
139.7x88.9	2.5	88.9	78	234	122	87	120	M16x90	3.0
159.0x33.7	2.5	38.1	88	253	69	92	111	M16x90	2.3
159.0x42.4	2.5	44.5	88	253	75	92	113	M16x90	2.3
159.0x48.3	2.5	50.8	88	253	83	93	114	M16x90	2.4
159.0x60.3	2.5	63.5	88	253	95	91	117	M16x90	2.6
159.0x76.1	2.5	69.9	88	253	102	91	121	M16x90	3.0
159.0x88.9	2.5	88.9	88	253	122	91	124	M16x90	3.3
165.1x33.7	2.5	38.1	91	258	69	95	114	M16x90	2.3
165.1x42.4	2.5	44.5	91	258	75	95	116	M16x90	2.4
165.1x48.3	2.5	50.8	91	258	83	96	117	M16x90	2.5
165.1x60.3	2.5	63.5	91	258	95	94	120	M16x90	2.7
165.1x76.1	2.5	69.9	91	258	102	94	124	M16x90	3.1
165.1x88.9	2.5	88.9	91	258	122	94	127	M16x90	3.4
168.3x33.7	2.5	38.1	93	261	69	97	116	M16x90	2.4
168.3x42.4	2.5	44.5	93	261	75	99	118	M16x90	2.5
168.3x48.3	2.5	50.8	93	261	83	98	119	M16x90	2.6
168.3x60.3	2.5	63.5	93	261	95	101	122	M16x90	2.8
168.3x76.1	2.5	69.9	93	261	102	100	130	M16x90	3.2
168.3x88.9	2.5	88.9	93	261	122	96	129	M16x90	3.5
219.1x33.7	2.5	38.1	120	330	69	126	145	M20x100	3.5
219.1x42.4	2.5	44.5	120	330	75	124	145	M20x100	3.6
219.1x48.3	2.5	50.8	120	330	83	124	145	M20x100	3.8
219.1x60.3	2.5	63.5	120	330	95	122	148	M20x100	4.0
219.1x76.1	2.5	69.9	120	330	102	122	152	M20x100	4.4
219.1x88.9	2.5	88.9	120	330	122	122	155	M20x100	4.6

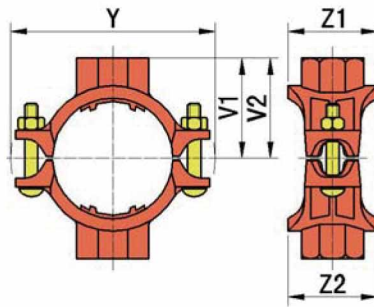


Vision®开孔式产品

301/302/303/304



303型



304型

规格	最大工作压力	Y	Z1	Z2	303 V1	303 V2	304 V1	304 V2	螺栓规格
mm	Mpa	mm	mm	mm	mm	mm	mm	mm	mm
73.0×33.4×33.4	3.5	153	69	69	74	74	69	69	M12×75
73.0×33.4×42.4	3.5	153	69	75	74	74	69	72	M12×75
73.0×42.4×42.4	3.5	153	75	75	74	74	72	72	M12×75
76.1×33.4×33.4	3.5	156	69	69	76	76	66	66	M12×75
76.1×33.4×42.4	3.5	156	69	75	76	76	66	69	M12×75
76.1×42.4×42.4	3.5	156	75	75	76	76	69	69	M12×75
88.9×33.4×33.4	3.5	166	69	69	82	82	73	73	M12×75
88.9×33.4×42.4	3.5	166	69	75	82	82	73	75	M12×75
88.9×33.4×48.3	3.5	166	69	83	82	82	73	75	M12×75
88.9×42.4×42.4	3.5	166	75	75	82	82	75	75	M12×75
88.9×42.4×48.3	3.5	166	75	83	82	82	75	75	M12×75
88.9×48.3×48.3	3.5	166	83	83	82	82	75	75	M12×75
108.0×33.4×33.4	3.5	185	69	69	93	93	88	88	M12×75
108.0×33.4×42.4	3.5	185	69	75	93	93	88	90	M12×75
108.0×33.4×48.3	3.5	185	69	83	93	93	88	90	M12×75
108.0×33.4×60.3	3.5	185	69	95	93	93	88	90	M12×75
108.0×42.4×42.4	3.5	185	75	75	93	93	90	90	M12×75
108.0×42.4×48.3	3.5	185	75	83	93	93	90	90	M12×75
108.0×42.4×60.3	3.5	185	75	95	93	93	90	90	M12×75
108.0×48.3×48.3	3.5	185	83	83	93	93	90	90	M12×75
108.0×48.3×60.3	3.5	185	83	95	93	93	90	90	M12×75
108.0×60.3×60.3	3.5	185	95	95	93	93	90	90	M12×75
114.3×33.4×33.4	3.5	191	69	69	96	96	87	87	M12×75
114.3×33.4×42.4	3.5	191	69	75	96	96	87	89	M12×75
114.3×33.4×48.3	3.5	191	69	83	96	96	87	89	M12×75
114.3×33.4×60.3	3.5	191	69	95	96	96	87	93	M12×75
114.3×42.4×42.4	3.5	191	75	75	96	96	89	89	M12×75
114.3×42.4×48.3	3.5	191	75	83	96	96	89	89	M12×75
114.3×42.4×60.3	3.5	191	75	95	96	96	89	93	M12×75
114.3×48.3×48.3	3.5	191	83	83	96	96	89	89	M12×75
114.3×48.3×60.3	3.5	191	83	95	96	96	89	93	M12×75
114.3×60.3×60.3	3.5	191	95	95	96	96	93	93	M12×75
141.3×33.4×33.4	3.5	235	68	68	111	111	103	103	M16×90
141.3×33.4×42.4	3.5	235	68	75	111	111	103	106	M16×90
141.3×33.4×48.3	3.5	235	68	83	111	111	103	106	M16×90
141.3×33.4×60.3	3.5	235	68	95	111	111	103	110	M16×90
141.3×33.4×73.0	3.5	235	68	102	111	112	103	114	M16×90

Vision®开孔式产品 301/302/303/304

续

规格	最大工作压力	Y	Z1	Z2	303 V1	303 V2	304 V1	304 V2	螺栓规格
mm	Mpa	mm	mm	mm	mm	mm	mm	mm	mm
141.3×33.4×73.0	3.5	235	75	75	111	111	106	106	M16×90
141.3×42.4×48.3	3.5	235	75	83	111	111	106	106	M16×90
141.3×42.4×60.3	3.5	235	75	95	111	111	106	110	M16×90
141.3×42.4×73.0	3.5	235	75	102	111	112	106	114	M16×90
141.3×48.3×48.3	3.5	235	83	83	111	111	106	106	M16×90
141.3×48.3×60.3	3.5	235	83	95	111	111	106	110	M16×90
141.3×48.3×73.0	3.5	235	83	102	111	112	106	114	M16×90
141.3×60.3×60.3	3.5	235	95	95	111	111	110	110	M16×90
141.3×60.3×73.0	3.5	235	95	102	111	112	110	114	M16×90
141.3×73.0×73.0	3.5	235	102	102	112	112	114	114	M16×90
159.0×33.4×33.4	3.5	253	68	68	121	121	111	111	M16×90
159.0×33.4×42.4	3.5	253	68	75	121	121	111	113	M16×90
159.0×33.4×48.3	3.5	253	68	83	121	121	111	114	M16×90
159.0×33.4×60.3	3.5	253	68	95	121	121	111	117	M16×90
159.0×33.4×76.1	3.5	253	68	102	121	121	111	121	M16×90
159.0×42.4×42.4	3.5	253	75	75	121	121	113	113	M16×90
159.0×42.4×48.3	3.5	253	75	83	121	121	113	114	M16×90
159.0×42.4×60.3	3.5	253	75	95	121	121	113	117	M16×90
159.0×42.4×76.1	3.5	253	75	102	121	121	113	121	M16×90
159.0×48.3×48.3	3.5	253	83	83	121	121	114	114	M16×90
159.0×48.3×60.3	3.5	253	83	95	121	121	114	117	M16×90
159.0×48.3×76.1	3.5	253	83	102	121	121	114	121	M16×90
159.0×60.3×60.3	3.5	253	95	95	121	121	117	117	M16×90
159.0×60.3×76.1	3.5	253	95	102	121	121	117	121	M16×90
159.0×76.1×76.1	3.5	253	102	102	121	121	121	121	M16×90
159.0×76.1×88.9	3.5	253	102	122	121	121	121	124	M16×90
159.0×88.9×88.9	3.5	253	122	122	121	121	124	124	M16×90
165.1×33.4×33.4	3.5	258	68	68	124	124	114	114	M16×90
165.1×33.4×42.4	3.5	258	68	75	124	124	114	116	M16×90
165.1×33.4×48.3	3.5	258	68	83	124	124	114	117	M16×90
165.1×33.4×60.3	3.5	258	68	95	124	124	114	120	M16×90
165.1×33.4×76.1	3.5	258	68	102	124	124	114	124	M16×90
165.1×33.4×88.9	3.5	258	68	122	124	124	114	127	M16×90
165.1×42.4×42.4	3.5	258	75	75	124	124	116	116	M16×90
165.1×42.4×48.3	3.5	258	75	83	124	124	116	117	M16×90
165.1×42.4×60.3	3.5	258	75	95	124	124	116	120	M16×90
165.1×42.4×76.1	3.5	258	75	102	124	124	116	124	M16×90
165.1×42.4×88.9	3.5	258	75	122	124	124	116	127	M16×90
165.1×48.3×48.3	3.5	258	83	83	124	124	117	117	M16×90
165.1×48.3×60.3	3.5	258	83	95	124	124	117	120	M16×90
165.1×48.3×76.1	3.5	258	83	102	124	124	117	124	M16×90
165.1×48.3×88.9	3.5	258	83	122	124	124	117	127	M16×90
165.1×60.3×60.3	3.5	258	95	95	124	124	120	120	M16×90
165.1×60.3×76.1	3.5	258	95	102	124	124	120	124	M16×90
165.1×60.3×88.9	3.5	258	95	122	124	124	120	127	M16×90
165.1×76.1×76.1	3.5	258	102	102	124	124	124	124	M16×90
165.1×76.1×88.9	3.5	258	102	122	124	124	124	127	M16×90

Vision®开孔式产品

301/302/303/304

续

规格	最大工作压力	Y	Z1	Z2	303 V1	303 V2	304 V1	304 V2	螺栓规格
mm	Mpa	mm	mm	mm	mm	mm	mm	mm	mm
165.1×88.9×88.9	3.5	258	122	122	124	124	127	127	M16×90
165.1×88.9×88.9	3.5	261	68	68	126	126	116	116	M16×90
168.3×33.4×42.4	3.5	261	68	75	126	126	116	118	M16×90
168.3×33.4×48.3	3.5	261	68	83	126	126	116	119	M16×90
168.3×33.4×60.3	3.5	261	68	95	126	126	116	122	M16×90
168.3×33.4×73.0	3.5	261	68	102	126	126	116	125	M16×90
168.3×33.4×76.1	3.5	261	68	102	126	126	116	130	M16×90
168.3×33.4×88.9	3.5	261	68	102	126	126	116	129	M16×90
168.3×42.4×42.4	3.5	261	75	75	126	126	118	118	M16×90
168.3×42.4×48.3	3.5	261	75	83	126	126	118	119	M16×90
168.3×42.4×60.3	3.5	261	75	95	126	126	118	122	M16×90
168.3×42.4×73.0	3.5	261	75	102	126	126	118	125	M16×90
168.3×42.4×76.1	3.5	261	75	102	126	126	118	130	M16×90
168.3×42.4×88.9	3.5	261	75	102	126	126	118	129	M16×90
168.3×48.3×48.3	3.5	261	83	83	126	126	119	119	M16×90
168.3×48.3×60.3	3.5	261	83	95	126	126	119	122	M16×90
168.3×48.3×73.0	3.5	261	83	102	126	126	119	125	M16×90
168.3×48.3×76.1	3.5	261	83	102	126	126	119	130	M16×90
168.3×48.3×88.9	3.5	261	83	122	126	126	119	129	M16×90
168.3×60.3×60.3	3.5	261	95	95	126	126	122	122	M16×90
168.3×60.3×73.0	3.5	261	95	102	126	126	122	125	M16×90
168.3×60.3×76.1	3.5	261	95	102	126	126	122	130	M16×90
168.3×60.3×88.9	3.5	261	95	122	126	126	122	129	M16×90
168.3×73.0×73.0	3.5	261	102	102	121	121	125	125	M16×90
168.3×73.0×88.9	3.5	261	102	122	126	126	125	129	M16×90
168.3×76.1×76.1	3.5	261	102	102	126	126	130	130	M16×90
168.3×76.1×88.9	3.5	261	102	122	126	126	130	129	M16×90
168.3×88.9×88.9	3.5	261	122	122	126	126	129	129	M16×90
219.1×33.4×33.4	3.5	330	68	68	152	152	145	145	M20×100
219.1×33.4×42.4	3.5	330	68	74	152	152	145	145	M20×100
219.1×33.4×48.3	3.5	330	68	81	152	152	145	145	M20×100
219.1×33.4×60.3	3.5	330	68	95	152	152	145	148	M20×100
219.1×33.4×73.0	3.5	330	68	102	152	152	145	152	M20×100
219.1×33.4×76.1	3.5	330	68	102	152	152	145	152	M20×100
219.1×33.4×88.9	3.5	330	68	122	152	152	145	155	M20×100
219.1×33.4×108.0	3.5	330	68	146	152	154	145	-	M20×100
219.1×33.4×114.3	3.5	330	68	146	152	154	145	160	M20×100
219.1×42.4×42.4	3.5	330	74	74	152	152	145	145	M20×100
219.1×42.4×48.3	3.5	330	74	81	152	152	145	145	M20×100
219.1×42.4×60.3	3.5	330	74	95	152	152	145	148	M20×100
219.1×42.4×73.0	3.5	330	74	102	152	152	145	152	M20×100
219.1×42.4×76.1	3.5	330	74	102	152	152	145	152	M20×100
219.1×42.4×88.9	3.5	330	74	122	152	152	145	155	M20×100
219.1×42.4×108.0	3.5	330	74	146	152	154	145	-	M20×100
219.1×42.4×114.3	3.5	330	74	146	152	154	145	160	M20×100
219.1×48.3×48.3	3.5	330	81	81	152	152	145	145	M20×100
219.1×48.3×60.3	3.5	330	81	95	152	152	145	148	M20×100



Vision®开孔式产品 301/302/303/304

续

规格	最大工作压力	Y	Z1	Z2	303 V1	303 V2	304 V1	304 V2	螺栓规格
mm	Mpa	mm	mm	mm	mm	mm	mm	mm	mm
219.1×48.3×60.3	3.5	330	81	102	152	152	145	152	M20×100
219.1×48.3×76.1	3.5	330	81	102	152	152	145	152	M20×100
219.1×48.3×88.9	3.5	330	81	122	152	152	145	155	M20×100
219.1×48.3×108.0	3.5	330	81	146	152	154	145	-	M20×100
219.1×48.3×114.3	3.5	330	81	146	152	154	145	160	M20×100
219.1×60.3×60.3	3.5	330	95	95	152	152	148	148	M20×100
219.1×60.3×73.0	3.5	330	95	102	152	152	148	152	M20×100
219.1×60.3×76.1	3.5	330	95	102	152	152	148	152	M20×100
219.1×60.3×88.9	3.5	330	95	122	152	152	148	155	M20×100
219.1×60.3×108.0	3.5	330	95	146	152	154	-	-	M20×100
219.1×60.3×114.3	3.5	330	95	146	152	154	148	160	M20×100
219.1×73.0×73.0	3.5	330	102	102	152	152	152	152	M20×100
219.1×73.0×88.9	3.5	330	102	122	152	152	152	155	M20×100
219.1×73.0×114.3	3.5	330	102	146	152	154	152	160	M20×100
219.1×76.1×76.1	3.5	330	102	102	152	152	152	152	M20×100
219.1×76.1×88.9	3.5	330	102	122	152	152	152	155	M20×100
219.1×76.1×108.0	3.5	330	102	146	152	154	-	-	M20×100
219.1×88.9×88.9	3.5	330	122	122	152	152	155	155	M20×100
219.1×88.9×108.0	3.5	330	122	146	152	154	-	-	M20×100
219.1×88.9×114.3	3.5	330	122	146	152	154	155	160	M20×100
219.1×108.0×108.0	3.5	330	144	144	152	152	-	-	M20×100
219.1×114.3×114.3	3.5	330	144	144	154	154	160	160	M20×100